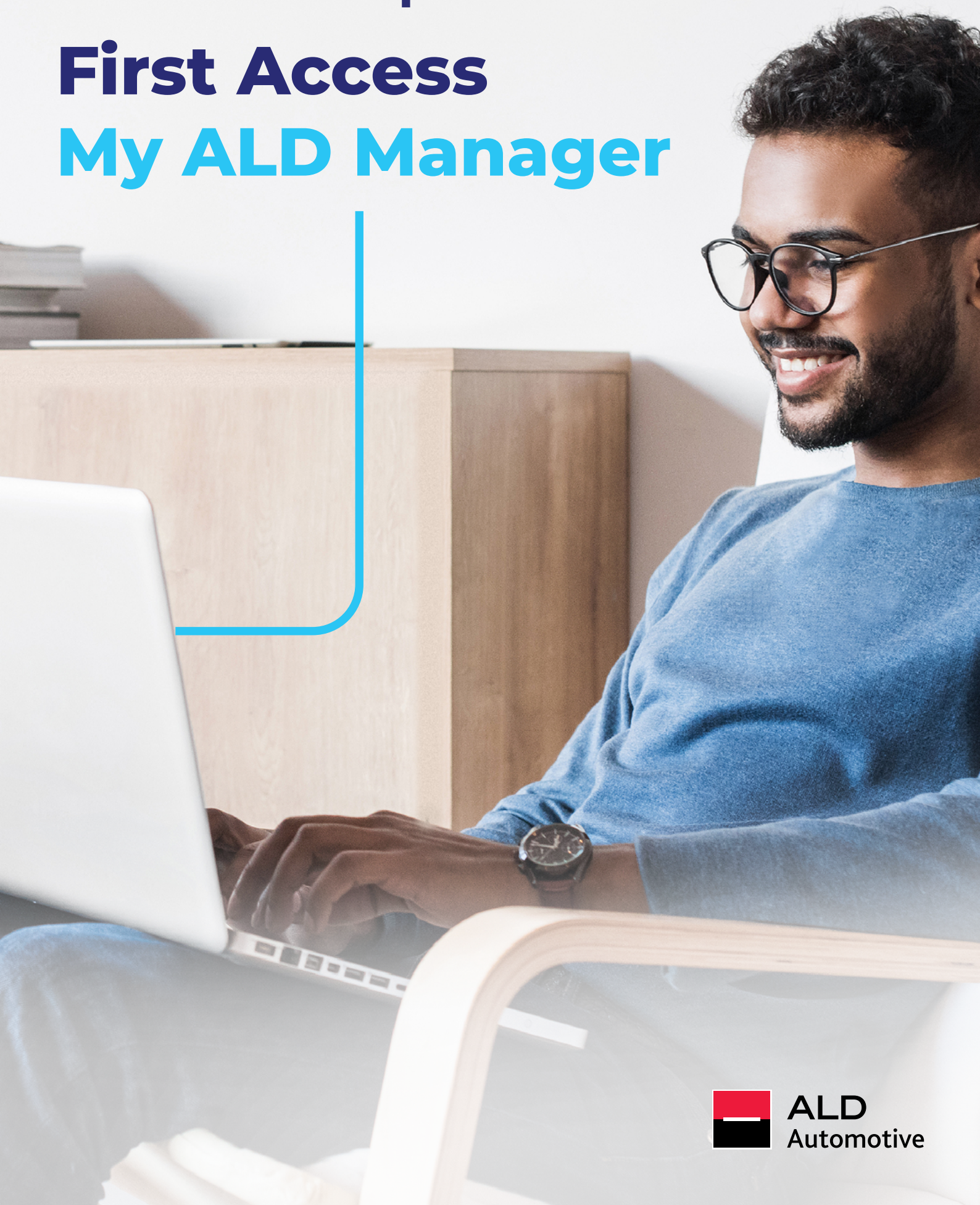


First Access My ALD Manager




ALD
Automotive

Welcome!

My ALD Manager is our technological solution to assist in fleet management. With it, you can manage the number of vehicles in your fleet, fines, control maintenance, among other benefits.

The My ALD Manager platform can have different modules for each contract. Check the conditions with your ALD sales manager.

Live this technological journey with ALD Automotive!



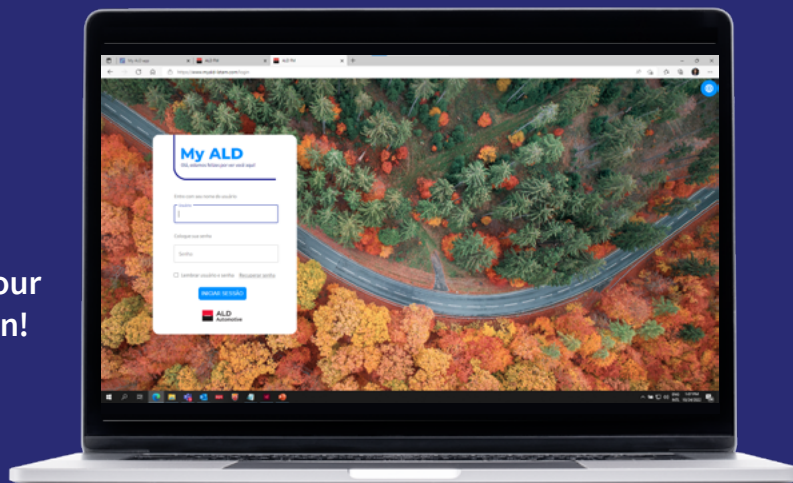
Login and Home

Your journey starts now! Before accessing My ALD Manager you must open a ticket with our team via the email “faleconosco@aldautomotive.com” and request your login and password. You will receive a welcome email with the requested request.

Access to My ALD

Type in your browser:
www.myald-latam.com

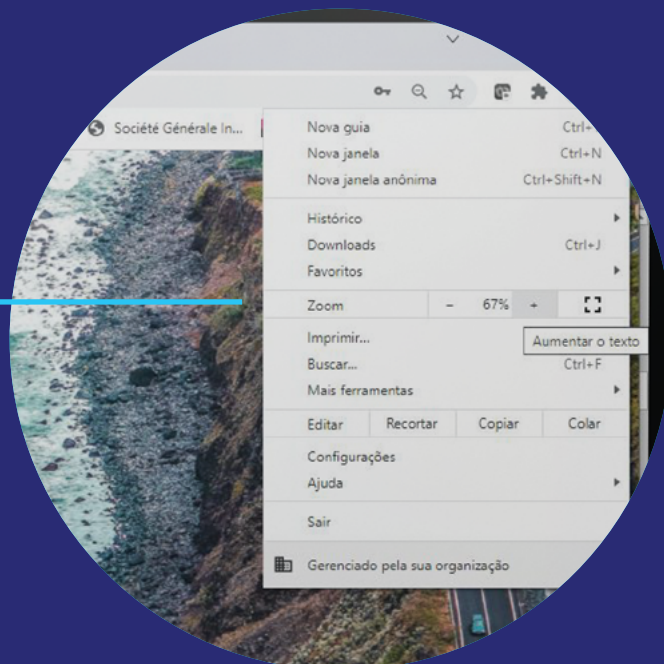
By accessing the settings, customize your profile and make the platform your own!



Enter the username.

Enter the password.

In your browser's settings tab, choose the 67% ZOOM option for your screen in order to make your viewing on the web easier.



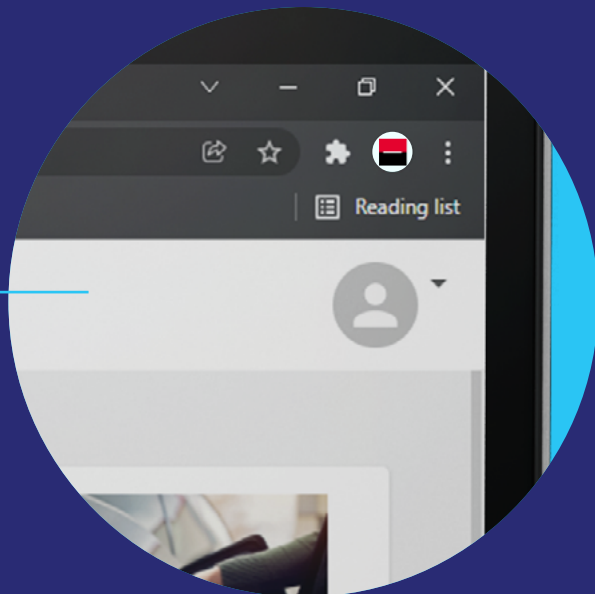
Edit your Profile

Now that you have logged into the platform, click on the Home side menu and, there, you will be able to manage your fleet quickly and optimally.

Check out everything you can do using My ALD Manager!

1 User's profile

Access your profile in the upper right corner of the home screen.

A screenshot of a user profile editing form. It features a profile picture placeholder at the top. Below it are input fields for 'Nome', 'Email', '(DDD) + Celular', 'Data de Nascimento', 'CPF', 'CEP', and 'Endereço'. A purple 'ATUALIZAR' button is at the bottom.

2 Profile editing

Change your photo, name, email, phone, date of birth and other personal information.

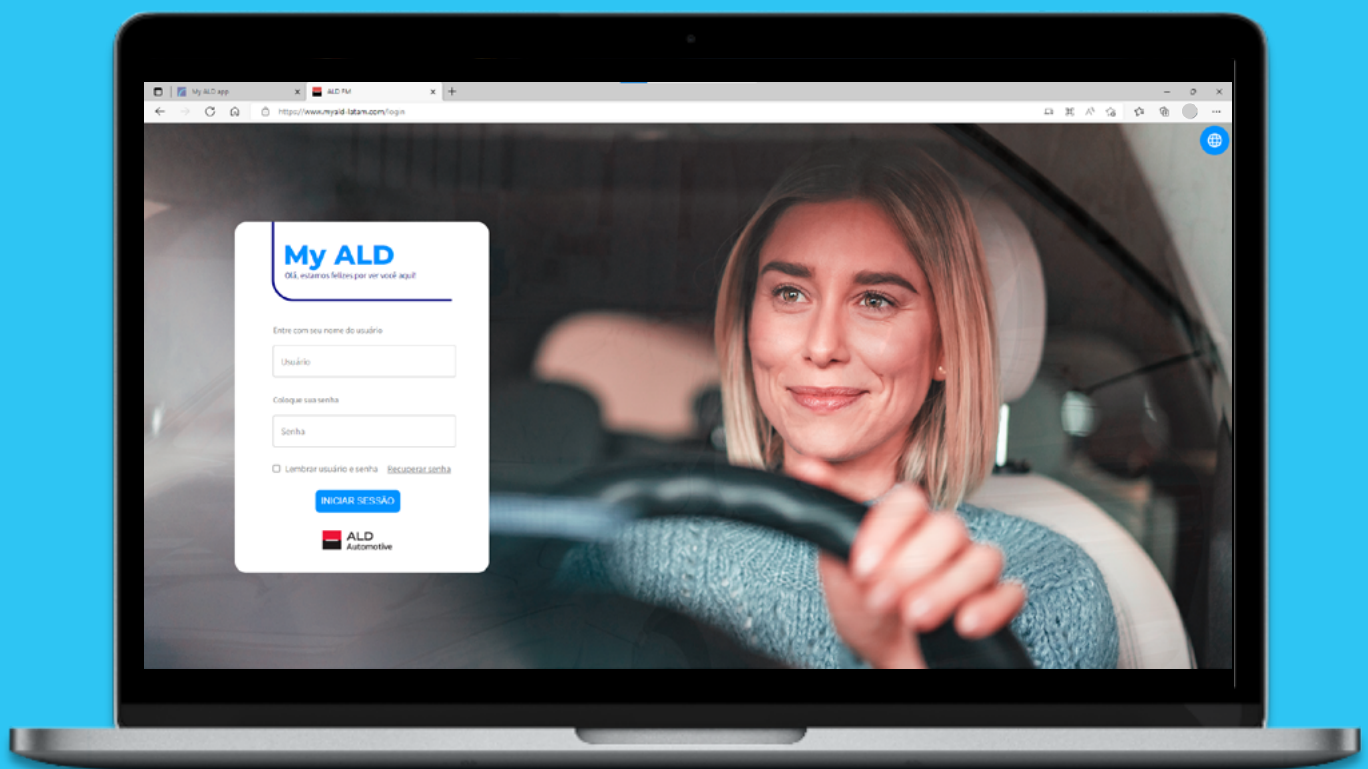
3 Account settings

Change user account settings and portal settings.

A screenshot of the 'Configuração da conta' (Account Settings) screen. It has a title bar with a close icon. The main content includes a password change section with fields for 'Digite a senha' and 'Confirmar senha', and a 'Configuração do portal' section with a toggle for 'Menu lateral fixo'. A purple 'ATUALIZAR' button is at the bottom.



Managing fleets with much more agility, technology and strategic information are essential factors to have an optimized fleet.

Now that you have logged in to the platform, continue with the complete guide available in **My ALD Manager** itself.



Fleet Manager, encourage
your drivers to download the App

My ALD




Mobility and Solutions Blog

Click on mobility solutions and understand which products your fleet has contracted with ALD Automotive. Visit our website to find the blog, as well as mobility tips and our products and solutions.



Mobility Blog



Products and Solutions

Ready to move you



@ALDAutomotiveBR



/ALDAutomotiveBrasil



ALD Automotive Brasil



www.aldautomotive.com



ALD
Automotive